



Cover 1:
Pisa Marble

Cover 2:
Regent Ocean

Cover 3:
Angelo Gold

Cover 4:
Whimsical Gold

Gold Piping

Gold Feet

Harlow Collection

Extra Flex[®]
Soft, Supportive Seating

Colours represented are to be used as a guide only.
Please refer to manufacturers swatch for a more accurate colour match.


Please note that colour shadings can vary slightly from each roll of fabric.
We cannot guarantee a precise match to these samples or between cut lengths and upholstered goods.

26/01/2022


HARLOW COVER GUIDE: STANDARD BACK

Please use this guide when ordering the following pieces to clarify cover options.

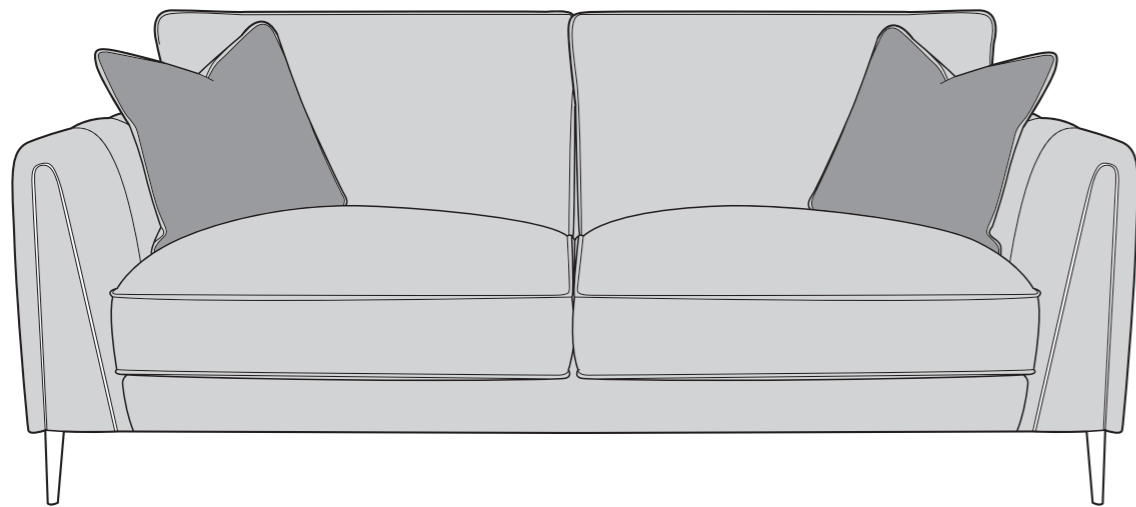
Corner Group: LH2, R2C



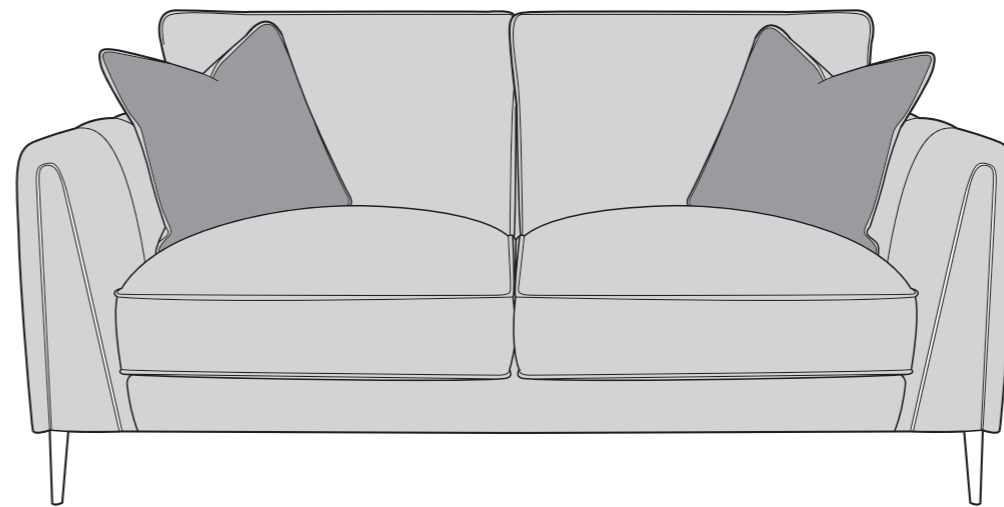
Corner Group: L2C, RH2



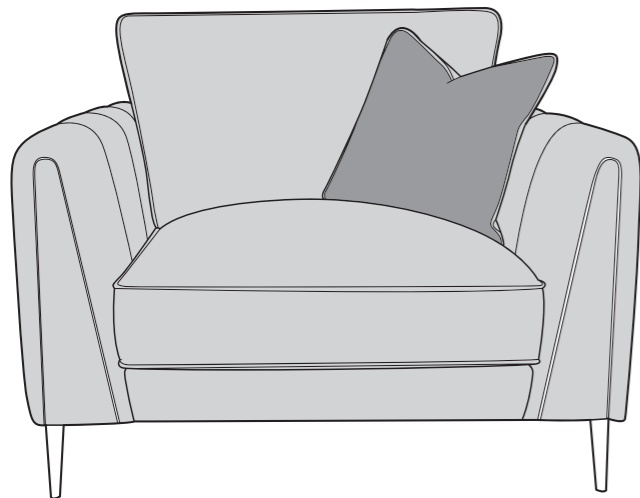
3 Seater Sofa (3ST)



2 Seater Sofa (2ST)

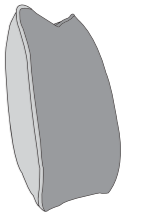


Love Chair (LOV)



-  **COVER 1**
(BODY)
-  **COVER 2**
(SCATTER)

Standard back
Scatter Cushions



Front = Cover 2
Piping = Cover 1
Back = Cover 1




APPROVED MEMBER




HARLOW COVER GUIDE: PILLOW BACK

Please use this guide when ordering the following pieces to clarify cover options.

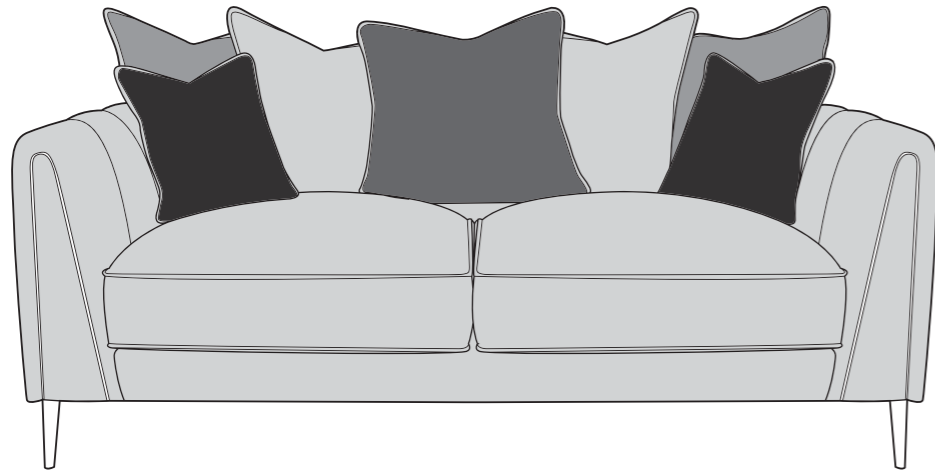
Corner Group: LH2, R2C



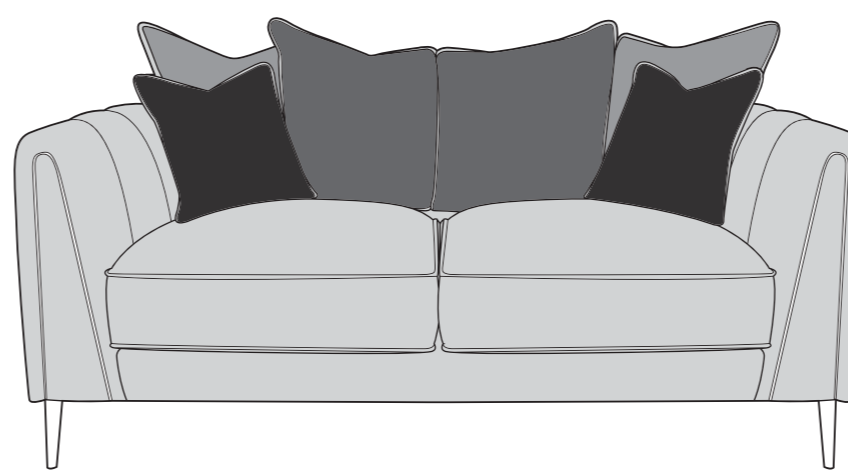
Corner Group: L2C, RH2







3 Seater Sofa (3ST)

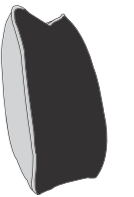


2 Seater Sofa (2ST)



-  **COVER 1**
(BODY, PILLOW)
-  **COVER 2**
(PILLOW)
-  **COVER 3**
(PILLOW)
-  **COVER 4**
(PILLOW/ SCATTER)

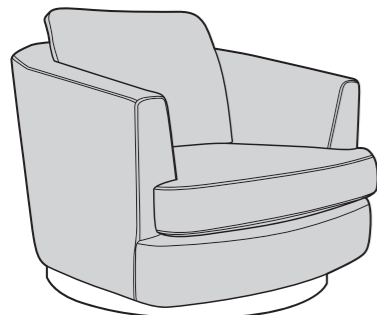
Pillow Back Scatter Cushions



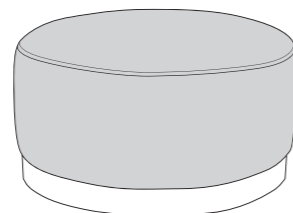
Front = Cover 4
Piping = Cover 1
Back = Cover 1

SUGGESTED ACCENT PIECES

Bond Swivel Chair (SWC)
- Gold or Chrome base



Bond Footstool (FST)
- Gold or Chrome base



HARLOW DIMENSIONS (CM)

AVAILABLE PIECES	HEIGHT 1	WIDTH 2	DEPTH 3	ARM HEIGHT	SEAT HEIGHT 4	SEAT DEPTH 5 (STD)	SEAT DEPTH 5 (PIL)	SEAT WIDTH 6	ACCESS DIAGONAL 7	OUTBACK HEIGHT 8	ARM HEIGHT 9	WEIGHT (KG)	PILLOW BACK NUMBER	SCATTER CUSHIONS
LH2, R2C CORNER GROUP or L2C, RH2 CORNER GROUP	97	276	200	72	53	63	60	N/A	196	77	72	115	9 (x2 cover 1/x2 cover 2/x3 cover 3/x2 cover 4)	2 (PIL Back) 3 (STD Back)
LH2/RH2 UNIT	97	173	103	72	53	63	60	155	196	77	72	52.5	4 (x2 cover 1/x1 cover 2/x1 cover 3)	1
L2C/R2C UNIT	97	200	103	72	53	63	60	138	222	77	72	62.5	5 (x1 cover 2/x2 cover 3/x2 cover 4)	1 (PIL Back) 2 (STD Back)
3 SEATER SOFA (3ST)	97	192	103	72	53	63	60	155	218	77	72	59	5 (x2 cover 1/x2 cover 2/x1 cover 3)	2
2 SEATER SOFA (2ST)	97	170	103	72	53	63	60	131	215	77	72	50	4 (x2 cover 2/x2 cover 3)	2
LOVE CHAIR (LOV)	97	116	103	72	53	63	60	82	151	77	72	41	N/A	1
ACCENT PIECES														
BOND SWIVEL CHAIR (SWC)	84	100	107	64	43	57	N/A	69	117	74	64	40.5	N/A	N/A
BOND FOOTSTOOL (FST)	34	65	65	N/A	N/A	N/A	N/A	N/A	65	N/A	N/A	12.5	N/A	N/A



* Hardwood & composite board frame.

* Dowelled, screwed, glued & stapled joinery.

* Black, Gold or Chrome Foot & Piping options.

(Bond Chair and Footstool - Gold or Chrome Base only)

* Fibre filled standard back cushions or feather filled pillow back cushions for added comfort



* ExtraFlex high comfort seat cushions.

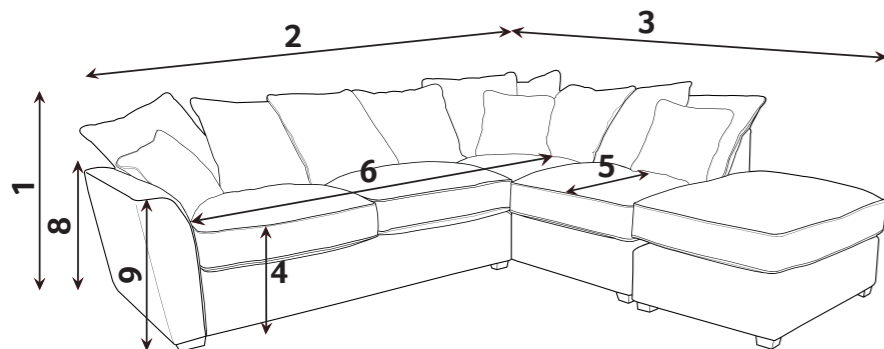
* Feather filled scatters included.



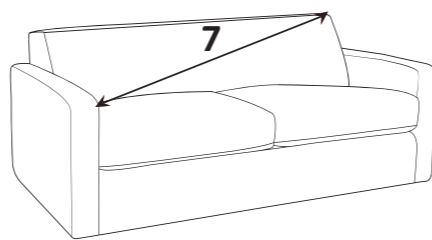
* Serpentine seat springs & silent wire.

* Elasticated back webbing.

DIMENSION GUIDE



Check the diagonal access dimension to ensure furniture will fit in your home.



1 - HEIGHT
2 - WIDTH

3 - DEPTH
4 - SEAT HEIGHT

5 - SEAT DEPTH (STD & PILLOW)
6 - SEAT WIDTH

7 - DIAGONAL ACCESS
8 - OUTBACK HEIGHT
9 - ARM HEIGHT

Illustrations used for reference only.

Extra Flex®

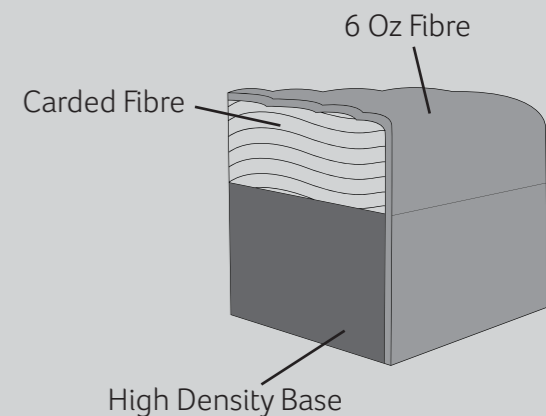
A high density foam base seat interior with a hand-rolled carded fibre, channelled topper which provides both softness and support.

CARE GUIDE

Extraflex seat cushions should be **plumped up on a regular basis** to help maintain the aesthetical appeal of your upholstery, the plumping of cushions is essential to help retain the comfort and softness of any piece of upholstered furniture.

To improve the longevity of your hand-made furniture, we recommend rotating cushions (where applicable).

For further information on maintaining your furniture please refer to the care guide located under the seat platform.



Black



Gold



Chrome



FOOT & PIPING OPTIONS:

Please note : All dimension are approximate. Allow tolerance of +/- 2.5cm.

