



# Lorna Collection

Colours represented are to be used as a guide only.  
Please refer to manufacturers swatch for a more accurate colour match.

Please note that colour shadings can vary slightly from each roll of fabric.  
We cannot guarantee a precise match to these samples or between cut lengths and upholstered goods.

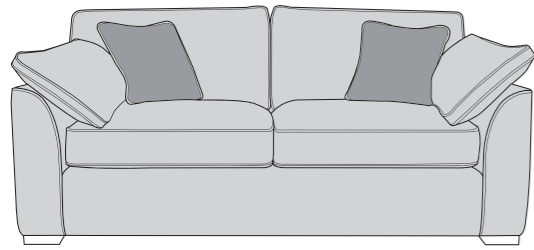
**foamflex**<sup>TM</sup>  
Award Winning Seating Technology  
06/05/2019

# LORNA COVER GUIDE - STANDARD BACK

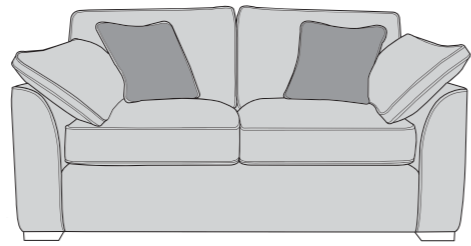
Please use this guide when ordering the following pieces to clarify cover options.

## STANDARD BACK

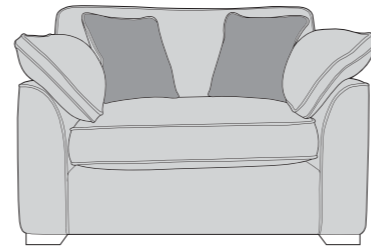
3 Seater Sofa (3ST)




2 Seater Sofa (2ST)



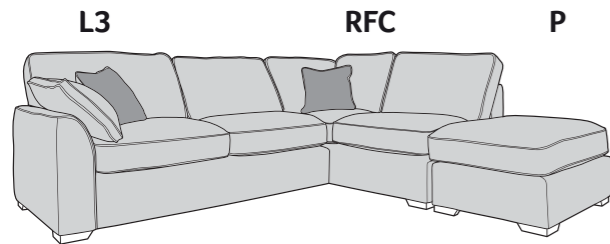
Love Chair (LOV)



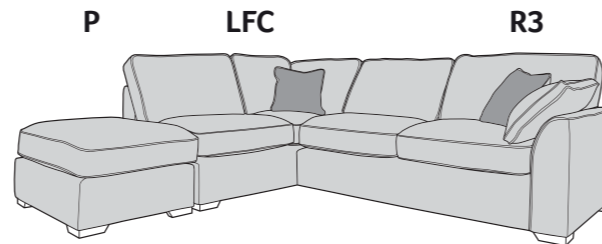
Arm Chair (1ST)



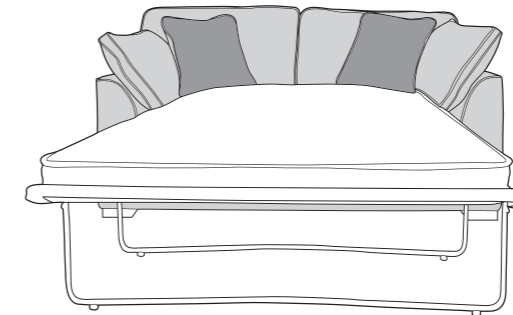
L3, RFC, P (LH3, RFC, FST) Group



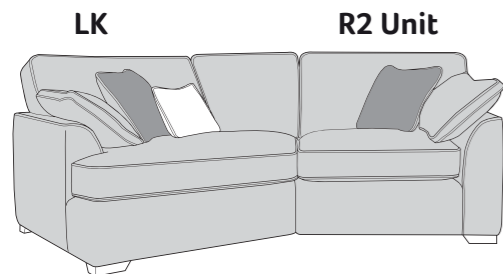
P, LFC, R3 (FST, LFC, RH3) Group



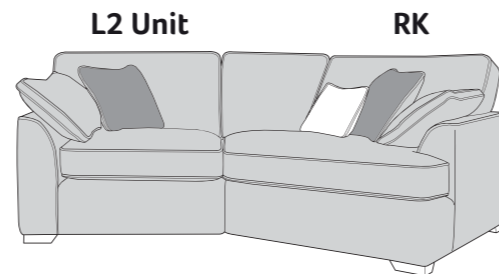
120cm Sofa Bed  
2S/2D (2SB/2DB)



K-End Sofa: LK, R2 (LHK, RH2)




K-End Sofa: L2, RK (LH2, RHK)



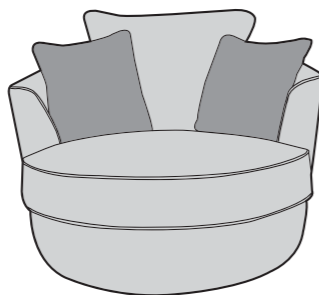
K-End Angles:  
Front - 144 degrees  
Joint - 189 degrees  
K-end - 207 degrees

Lorna (George)  
Accent Chair (ACH)

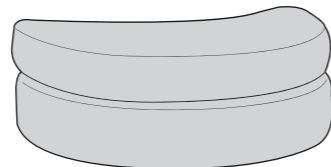


Available in all range  
fabrics including deluxe

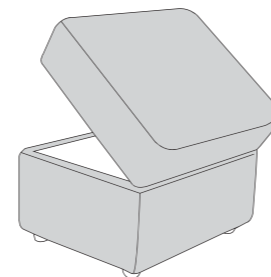
Lorna (Luman)  
Swivel Chair (SWC)



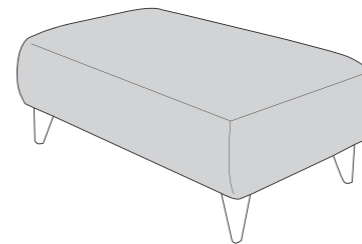
Lorna (Half Moon)  
D Footstool (FST)



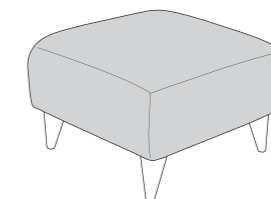
Storage Footstool (FSS)



Lorna (Large Style)  
Footstool (FST)



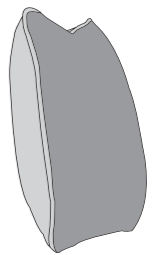
Lorna (Small Style)  
Footstool (FST)



Available in all range fabrics  
including deluxe.




### Scatter Cushions



Front = Cover 2  
Piping = Cover 1  
Reverse = Cover 1

### Foot Options



Wood is a natural product and will vary in shade/colour from item to item. Feet may require fitting.

# LORNA DIMENSIONS (CM)

AVAILABLE PIECES	HEIGHT 1	WIDTH 2	DEPTH 3	SEAT HEIGHT 4	SEAT DEPTH (STD) 5	SEAT WIDTH 6	ACCESS DIAGONAL 7	WEIGHT (KG)	SCATTER CUSHIONS	Angles
L3/R3 UNIT	92	186	96	53	56	149	204	53	1	N/A
LFC/RFC UNIT	92	178	96	53	56	137	200	47.5	1	N/A
3 SEATER SOFA	93	203	97	50	54	127	218	70	2	N/A
2 SEATER SOFA	93	175	97	50	54	102	195	60	2	N/A
ARM CHAIR	93	101	97	50	54	66	133	43	1	N/A
L2/R2 UNIT	93	102	97	50	54	63	135	39.5	1	N/A
K-END (LK/RK)	93	160	109	50	65	97	175	52.5	1	Front - 144° Joint - 189° K-end - 207°
LOVE CHAIR	93	136	97	50	56	63	160	52.5	2	N/A
LORNA ACCENT CHAIR	80	67	78	47	50	N/A	84	12.5	N/A	N/A
LORNA SWIVEL CHAIR	90	114	111	39	65	75	N/A	34	N/A	2
LORNA LARGE STYLE FOOTSTOOL	40	103	63	N/A	N/A	N/A	115	15	N/A	N/A
LORNA SMALL STYLE FOOTSTOOL	40	63	63	N/A	N/A	N/A	83	11.5	N/A	N/A
D FOOTSTOOL	39	92	69	N/A	N/A	N/A	N/A	N/A	N/A	N/A
STORAGE STOOL	43	63	50	N/A	N/A	N/A	75	13	N/A	N/A
FOOTSTOOL (P)	53	73	96	N/A	N/A	N/A	115	17	N/A	N/A
<b>SOFA BEDS - STD BACK ONLY</b>										
2S - 120 STANDARD SFA BED	93	175	97	50	56	99	193	73	2	N/A
2D - 120 DELUXE SOFA BED	93	175	97	50	56	99	193	N/A	2	N/A
<b>OPEN DEPTH OF SOFA BEDS 226CM</b>										
L3, RFC, P GROUP R3, LFC, P GROUP	92	282	251	53	56	N/A	N/A	100.5	2	N/A
SCATTER CUSHIONS	FRONT = COVER 2. REVERSE & PIPING = COVER 1									

## SOFABEDS: 2 SLEEP OPTIONS

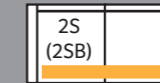
### STANDARD ACTION & FOAM MATTRESS

A three fold metal action with a sprung 'polyprop' base. Complemented by a high performance foam mattress. For occasional use only.

**Mattress Thickness: 6cm**  
**Mattress Length: 185cm**



120cm sofa bed:



Mattress Width: 113cm

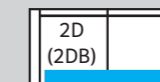
### DELUXE ACTION & SPRUNG MATTRESS

A two fold metal action with beech slats. Complemented by a deluxe sprung mattress. For everyday use.

**Mattress thickness: 11.5cm**  
**Mattress Length: 183cm**



120cm sofa bed:



Mattress Width: 114cm

Sofa beds available as standard back only

\* Hardwood & composite board frame.

\* Dowelled, screwed, glued & stapled joinery.

\* Light & Dark Wood foot options.

\* Fibre filled scatter cushions included.

\* Optional extra fibre bolster available.

\* Sumptuous feather filled arm pads for added comfort.

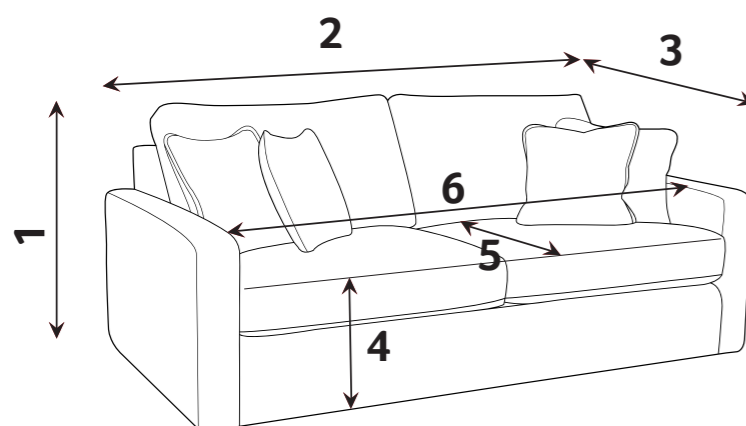


\* Serpentine seat springs & silent wire.

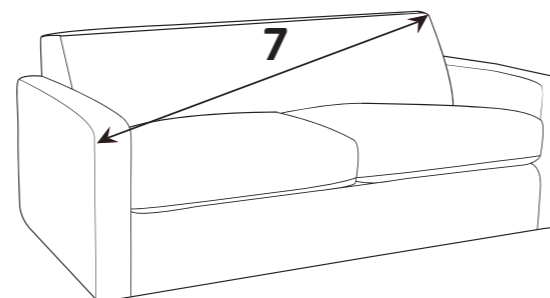
\* Superloop back springs.

\* Award winning foamflex seat interior with 5 year guarantee.

## DIMENSION GUIDE



Check the diagonal access dimension to ensure furniture will fit in your home.



1 - HEIGHT  
2 - WIDTH

3 - DEPTH  
4 - SEAT HEIGHT

5 - SEAT DEPTH (STD & PILLOW)  
6 - SEAT WIDTH

7 - DIAGONAL ACCESS

Illustrations used for reference only.

Please note: All dimensions are approximate. Allow tolerance of +/- 2.5cm.

## foamflex™

Our new, expertly engineered foam seat interior gives you the comfort of fibre with the retention of foam. Our foamflex seat interiors have been granted the FIRA GOLD Award, a mark of quality under-pinning all necessary testing of the product materials, design and production techniques.

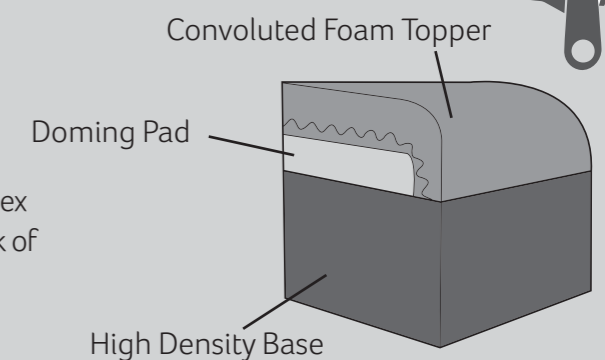
## CARE GUIDE

To improve the longevity of your hand-made furniture, we recommend rotating cushions (where applicable).

For further information on maintaining your furniture, please refer to the Care Guide located under the seat platform.



Our foamflex seat interiors have been granted the FIRA GOLD Award, a mark of quality under-pinning all necessary testing of the product materials, design and production techniques.



The mark of responsible forestry

06/05/2019